

How to register for the Small Sided Referee Course

(Must be 12Y ears old on or before Dec 31 of the current year)

Age groups Up To U13 (9V9 Match Format)

Registration Cut off 5 days prior to class session

\$72.71 + taxes (By Credit Card)

Click on Link: [Referee Course Overview & Registration](#)

Follow the Small Sided Refereeside of this form to learn how to register and join the referee team.

SMALL SIDED				ENTRY LEVEL	
The entry point of officiating Small Sided soccer. Once individuals are successful in passing this course, they may officiate in any matches up to U13 and/or Small Sided matches.		Referee Pathway		The entry point of officiating 11-aside soccer. Topics covered include: Laws Of the Game, Positioning, Signals, Administration Of The Game, Preparation, & Match Reporting.	
12 Years Old On Or Before Dec 31 Of Current Year		Age Requirement		14 Years Old On Or Before Dec 31 Of Current Year	
Age Groups Up To U13 (9v9 Match Formats)		Can Officiate		Age Groups U14+ (11v11 Match Formats)	
None		Prerequisites		None	
16hrs		Course Length		16hrs	
Complete 5 Registration Steps Registration Cutoff 5 Days Prior	Registration	1		Registration	Complete 5 Registration Steps Registration Cutoff 5 Days Prior
\$72.71 Credit Card (Online)	Payment	2		Payment	\$161.96 Credit Card (Online)
5-7hrs Suggested Study Time Small Sided Rules Of The Game 30 Questions, 80 Minutes Score >=70%, 2 Attempts	Study & Complete Exam	3		SmarterU Online Modules	9 Modules 5-7hrs To Complete
1 Day - 7hrs In-Person (2hrs Class 3hrs Field 2hrs Class)	Classroom & Practical Session	4		Classroom & Practical Session	1 Day - 7hrs In-Person (2hrs Class 3hrs Field 2hrs Class)
1. Pass The Exam (score >=70%) 2. Attend 7hr Practical Session	Graduation	5		Graduation	1. Finish 9 SmarterU Online Modules 2. Attend 7hr Practical Session
HOW TO REGISTER					
IMPORTANT - BEFORE YOU REGISTER: Please ensure a unique email & password is used for each account created and remember your email and password for future logins. For registration support, please review our Student How-To Guides .					
Small Sided - Click Here		IMPORTANT: Upgrading from Small Sided to Entry Level will require a new account with a unique email & password .		Entry Level - Click Here	
Review Small Sided Course Overview				Review Entry Level Course Overview	
Complete the 5 Registration Steps: <ul style="list-style-type: none"> <input checked="" type="checkbox"/> Referee Course Selection <input checked="" type="checkbox"/> Ref Centre Account Registration <input checked="" type="checkbox"/> Online Waiver Completion <input checked="" type="checkbox"/> Referee Course Payment & Approval <input checked="" type="checkbox"/> Confirm CASL Preferences 				Complete the 5 Registration Steps: <ul style="list-style-type: none"> <input checked="" type="checkbox"/> Referee Course Selection <input checked="" type="checkbox"/> Ref Centre Account Registration <input checked="" type="checkbox"/> Online Waiver Completion <input checked="" type="checkbox"/> Referee Course Payment & Approval <input checked="" type="checkbox"/> Confirm CASL Preferences 	

Click on Small Sided –Click Here and follow the prompts



New to Ref Centre?

Register for a referee course to create your account. If you already have an account, please log in above.

Course	Age Requirement	Game Type
Small Sided	12 on or before Dec 31 of current year	Small Sided (9v9 & Under)
Entry Level	14 on or before Dec 31 of current year	Full Field (11v11)


Register for Small Sided

Register for Entry Level

You will need to build
a new account



Please review the Small Sided Course Overview below. Click 'Next' to proceed through each step.



Registration

Complete the 5 registration steps:

1. Referee Course Selection
2. Ref Centre Account Registration:
 - a. Ensure a unique email & password is used for each account created.
 - b. Remember your email and password for future logins.
3. Online Waiver Completion:
 - a. If under 18, please have parent/guardian sign with you.
4. Referee Course Payment & Approval
5. Confirm CASL (Canadian Anti Spam Legislation) Preferences:
 - a. Please ensure emailgenerator@e2esoccer.com is designated as a safe sender in your email inbox so you do not miss important course updates.

Back

Next

Please read each slide and then hit next button to move through the information shared here.



Instructions for Use:

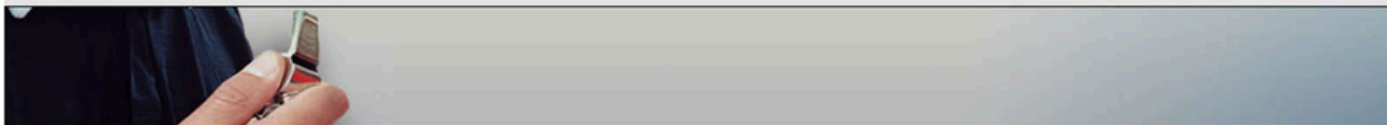
- Course Details:** Click the course number for full details (location, schedule, etc.).
- How To Register:** Click "Register" to sign up for the course.
- Full Courses:** If the course is "Full," check back later for openings or choose a different available course. **No waitlists available.**
- Course Not Listed:** If the course isn't listed, keep checking for future offerings or contact your local soccer club for updates.

Small Sided Courses

Course #	Host	Course Type	# of Sessions	Session Date	Session Time	City	Session Access	Course Status	Places Available	Reg Closes	
2391	Mid-Isle SC	Small Sided	1	Jan 10, 2026	9:00 AM-4:00 PM	Ladysmith	Open	Full	0	Jan 5, 2026 9:00 AM	
2379	Sunshine Coast	Small Sided	1	Jan 12, 2026	9:00 AM-4:00 PM	Gibsons	Open	Approved	15	Jan 7, 2026 9:00 AM	Register
2395	TCU FC	Small Sided	1	Jan 23, 2026	10:00 AM-5:00 PM	Chilliwack	Private	Approved	24	Jan 18, 2026 10:00 AM	Register
2392	Terrace Youth	Small Sided	1	Apr 18, 2026	9:00 AM-4:00 PM	Terrace	Private	Approved	30	Apr 13, 2026 9:00 AM	Register

Click on Register

Atthispageyouwillfindyour courselisted(thisisillustrative purposes). You click on Register and a new page will appear.



Host Sunshine Coast
Course type Small Sided
Type of session open
Classroom & Practical Session Monday Jan 12, 2026 9:00 AM to 4:00 PM
Max. # of students 30
Location Shirley Macey & Eric Cardinal Hall
Address 930 Chamberlain Road
City Gibsons
Postal Code V0N1V4
Host contact Stephanie Cannaday
Host email coastreferees@gmail.com
Host phone # 6049897227
Head Referee Contact Stephanie Cannaday
Head Referee Email coastreferees@gmail.com
Head Referee Phone # 604 989 7227 ext

Course Fee \$69.25
GST (5%) \$3.46
Total \$72.71

Additional notes PAYMENT: Full payment (\$72.71) is required for registration approval. Incomplete payment will result in withdrawal from the course if not completed within 48hrs.


IMPORTANT: This course is 16hrs long and consists of an Online Exam & a Classroom & Practical Session. Registration will close 5 days prior to the course start date. Immediately after you register, please:

1. Login to your Ref Centre Participant Account.
2. Download and review the Small Sided Course Participant Guide from the Course Documents Tab.
3. Follow the instructions on the right side of the home page to begin the course.

To receive full credit, students must pass the exam (score $\geq 70\%$) and attend the 7hr Classroom & Practical Session NO EXCEPTIONS. Please be mindful of the required course time commitment & confirm your availability for the Classroom & Practical Session before registering.

The information found on the top part of the next page lists the place, time, Host Contact information (this is illustrative and not the one you would contact). You will also find the cost of the course and the additional notes are worth a read to just make sure you understand what is required and how it should work.

This part is where you will build your Entry Level Refcenter profile. If you had a Small Sided Referee profile you will need to build a new profile in the Entry Level Course, as it does not work with the Small Sided Referee Profile. Please remember to change your Password completely or RefCenter will get confused between the 2 and create issues that take time to sort out and could delay in you completing the online modules on time.



First name:	<input type="text"/>
Family name:	<input type="text"/>
Gender:	<input type="text"/>
Date of birth	<input type="text"/> Day <input type="text"/> Month <input type="text"/> Year
Address 1:	<input type="text"/>
Address 2:	<input type="text"/>
City:	<input type="text"/>
Province:	<input type="text"/>
Postal Code:	<input type="text"/>
Phone (Day):	<input type="text"/> <input type="text"/> <input type="text"/> Ext. <input type="text"/>
Phone (Evening):	<input type="text"/> <input type="text"/> <input type="text"/> Ext. <input type="text"/>
Phone (Cell):	<input type="text"/> <input type="text"/> <input type="text"/>
Primary Email:	<input type="text"/>
Re-enter Primary Email:	<input type="text"/>
Alternate Email:	<input type="text"/>
Re-enter Alternate Email:	<input type="text"/>
Password:	<input type="text"/>
Retype password:	<input type="text"/>
<input type="button" value="Next"/>	


Ref Centre™



User Name: **Sid Compston**
 User Type: **Referee & Assessor & Instructor**
 Organization: **Rockies**
 Grade: **5**


[Log Out](#)

Games	Preferences	My Account	Instructor	Assessments	Fitness	Registration	Tests
Home Details My Status Certificates Register Now Refresher Courses Upgrade Courses Candidates Program Development Course My CRC Status Referee Waiver Futsal Courses		MY STATUS <div> <div>Name</div> <div>Sid Compston</div> </div> <div> <div>Gender</div> <div>Male</div> </div> <div> <div>DOB</div> <div>Jul 14, 1965</div> </div> <div> <div>Classification</div> <div>District</div> </div> <div> <div>BC #</div> <div>8167</div> </div> <div> <div>Your status</div> <div>Active</div> </div> <div> <div>Registration Date</div> <div>Your registration expires on Mar 31, 2026</div> </div> <div> <div>After this date if you have not registered your status will become Inactive. An inactive referee is not permitted to officiate</div> <div>An inactive referee can not receive new game offers on Ref Centre</div> <div>Click on Register now to renew your registration</div> </div>					

©2025, E2E Soccer
 [privacy](#)

You will then come to your profile (I have used mine for illustrative purposes). From here you will find the exam tab, it is open book (use the Small Sided Rules of the Game, once started you must completed it. I encourage parents or guardians to assist their child through this process as much as they can, but let the child work out the answer and be there to assist with a simple 'Are you sure?' when they appear unsure through the test.

Please review the Small Sided Course Overview below. Click 'Next' to proceed through each step.



Study & Complete Exam

Step 1: Study For Exam

- **Study Materials:** Refer to the [Small Sided Rules Of The Game](#).
- **How To Access:** Found under the Documentation Tab within your Ref Centre Account.
- **Suggested Study Time:** 5-7 hours.
- **Questions and Support:** Please contact the course instructor (email located within your Ref Centre account Home Page).

Important: Please do not attempt the Exam until you have reviewed the [Small Sided Rules Of The Game PDF](#) in detail and feel confident about the content.

Step 2: Complete Exam

- **Availability:** Upon Registration & Approval.
- **How To Access:** Found under the Exam Tab within your Ref Centre Account.
- **Type:** Open Book (refer to the [Small Sided Rules Of The Game](#)).
- **Questions:** 30
- **Duration:** 80 Minutes
- **Passing Grade:** Score \geq 70%
- **Allowed Attempts:** 2 (one resit is allowed 24hrs after first attempt if failed).
- **Completion Deadline:** 48hrs prior to the Practical Session.

Important: Failing to meet the completion deadline or failing twice results in course failure, and attendance at the Practical Session will not be permitted.

Back

Next

Click on Small Sided Rules of the Game and print off a copy, you will need for the course and for your referee kit.

Once you have started the exam you must complete the exam. 30 Questions in 80 Minutes, open book. Passing at 70% and 2 chances to pass.