

How to register for the Entry Level Referee Course






(Must be 14 Years old on or before Dec 31 of the current year)

Age groups U14+ (11V11 Match Format)

Registration Cutoff 5 days prior to class session

\$161.96 + taxes (By Credit Card)

Click on Link: [Referee Course Overview & Registration](#)

SMALL SIDED		ENTRY LEVEL	
The entry point of officiating Small Sided soccer. Once individuals are successful in passing this course, they may officiate in any matches up to U13 and/or Small Sided matches.		The entry point of officiating 11-aside soccer. Topics covered include: Laws Of the Game, Positioning, Signals, Administration Of The Game, Preparation, & Match Reporting.	
12 Years Old On Or Before Dec 31 Of Current Year		14 Years Old On Or Before Dec 31 Of Current Year	
Age Groups Up To U13 (9v9 Match Formats)		Age Groups U14+ (11v11 Match Formats)	
None		None	
16hrs		16hrs	
Complete 5 Registration Steps Registration Cutoff 5 Days Prior	Registration	1 	Registration
\$72.71 Credit Card (Online)	Payment	2 	Payment
5-7hrs Suggested Study Time Small Sided Rules Of The Game 30 Questions, 80 Minutes Score >=70%, 2 Attempts	Study & Complete Exam	3 	SmarterU Online Modules
1 Day - 7hrs In-Person (2hrs Class 3hrs Field 2hrs Class)	Classroom & Practical Session	4 	Classroom & Practical Session
1. Pass The Exam (score >=70%) 2. Attend 7hr Practical Session	Graduation	5 	Graduation
<p>HOW TO REGISTER</p> <p>IMPORTANT - BEFORE YOU REGISTER: Please ensure a unique email & password is used for each account created and remember your email and password for future logins. For registration support, please review our Student How-To Guides.</p>			
Small Sided - Click Here Review Small Sided Course Overview Complete the 5 Registration Steps: <ul style="list-style-type: none"> <input checked="" type="checkbox"/> Referee Course Selection <input checked="" type="checkbox"/> Ref Centre Account Registration <input checked="" type="checkbox"/> Online Waiver Completion <input checked="" type="checkbox"/> Referee Course Payment & Approval <input checked="" type="checkbox"/> Confirm CASL Preferences 		Entry Level - Click Here Review Entry Level Course Overview Complete the 5 Registration Steps: <ul style="list-style-type: none"> <input checked="" type="checkbox"/> Referee Course Selection <input checked="" type="checkbox"/> Ref Centre Account Registration <input checked="" type="checkbox"/> Online Waiver Completion <input checked="" type="checkbox"/> Referee Course Payment & Approval <input checked="" type="checkbox"/> Confirm CASL Preferences 	

Follow the Entry Level side of this form to learn how to register and join the referee team.

Click on Entry Level –Click Here and follow the prompts



New to Ref Centre?

Register for a referee course to create your account. If you already have an account, please log in above.

Course	Age Requirement	Game Type
Small Sided	12 on or before Dec 31 of current year	Small Sided (9v9 & Under)
Entry Level	14 on or before Dec 31 of current year	Full Field (11v11)

Register for Small Sided

Register for Entry Level

You will need to build
a new account



Ref Centre™

Course Management

LOG IN


your email:

forgot password?


password:

Log In

save



Please review the Entry Level Course Overview below. Click 'Next' to proceed through each step.



Registration


Complete the 5 registration steps:

1. Referee Course Selection
2. Ref Centre Account Registration:
 - o Ensure a unique email & password is used for each account created.
 - o Remember your email and password for future logins.
3. Online Waiver Completion:
 - o If under 18, please have parent/guardian sign with you.
4. Referee Course Payment & Approval
5. Confirm CASL (Canadian Anti Spam Legislation) Preferences:
 - o Please ensure emailgenerator@e2esoccer.com is designated as a safe sender in your email inbox so you do not miss important course updates.

Back

Next

Please read each slide and then hit next button to move through the information shared here.




Ref Centre™

Course Management

LOG IN

your email: forgot password?

password: Log In ☐ save



Instructions for Use:

- **Course Details:** Click the course number for full details (location, schedule, etc.).
- **How To Register:** Click "Register" to sign up for the course.
- **Full Courses:** If the course is "Full," check back later for openings or choose a different available course. **No waitlists available.**
- **Course Not Listed:** If the course isn't listed, keep checking for future offerings or contact your local soccer club for updates.

Entry Level Courses

Course #	Host	Course Type	# of Sessions	Session Date	Session Time	City	Session Access	Course Status	Places Available	Reg Closes	
2390	Victoria	Entry Level	1	Dec 20, 2025	9:00 AM-4:00 PM	Victoria (FEMALE ONLY COURSE)	Private	Closed	21	Dec 15, 2025 9:00 AM	
2378	Richmond Adult	Entry Level	1	Dec 20, 2025	9:00 AM-4:00 PM	Richmond	Private	Full	0	Dec 15, 2025 9:00 AM	
2396	Mission SC	Entry Level	1	Jan 02, 2026	9:00 AM-4:00 PM	Abbotsford	Private	Full	0	Dec 28, 2025 9:00 AM	
2394	TCU FC	Entry Level	1	Jan 04, 2026	10:00 AM-5:00 PM	Chilliwack	Private	Approved	19	Dec 30, 2025 10:00 AM	Register
2397	Comox Valley	Entry Level	1	Jan 17, 2026	8:30 AM-3:30 PM	Courtenay	Open	Approved	17	Jan 12, 2026 8:30 AM	Register
2393	Terrace Youth	Entry Level	1	Apr 19, 2026	9:00 AM-4:00 PM	Terrace	Private	Approved	30	Apr 14, 2026 9:00 AM	Register

©2025, E2E Soccer

privacy

Click on Register

At this page you will find your course listed (this is for illustrative purposes). You click on Register and a new page will appear.

Host	Comox Valley
Course type	Entry Level
Type of session	open
Classroom & Practical Session	Saturday Jan 17, 2026 8:30 AM to 3:30 PM
Max. # of students	20
Location	CVUSC Valley View
Address	1701 Lerwick Rd
City	Courtenay
Postal Code	V9N 6Z8
Host contact	Iulian Oncescu
Host email	referee@cvusc.org
Host phone #	8257479158
Head Referee Contact	Iulian Oncescu
Head Referee Email	referee@cvusc.org
Head Referee Phone #	825 747 9158 ext
Course Fee	\$154.25
GST (5%)	\$7.71
Total	\$161.96
Additional notes	PAYMENT: Full payment (\$161.96) is required for registration approval. Incomplete payment will result in withdrawal from the course if not completed within 48hrs.




The information found on the top part of the next page lists the place, time, Host Contact information. You will also find the cost of the course and the additional notes are worth a read to just make sure you understand what is required and how it should work.

IMPORTANT: This course is 16hrs long and consists of 9 SmarterU Online Modules & a Classroom & Practical Session. Registration will close 5 days prior to the course start date. Immediately after you register, please:

1. Login to your Ref Centre Participant Account.
2. Download and review the Entry Level Course Participant Guide from the Course Documents Tab.
3. Follow the instructions on the right side of the home page to begin the course.

To receive full credit, students must finish the 9 SmarterU Online Modules and attend the 7hr Classroom & Practical Session **NO EXCEPTIONS**. Please be mindful of the required course time commitment & confirm your availability for the Classroom & Practical Session before registering.

This part is where you will build your Entry Level Refcenter profile. If you had a Small Sided Referee profile you will need to build a new profile in the Entry Level Course, as it does not work with the Small Sided Referee Profile. Please remember to change your Password completely or RefCenter will get confused between the 2 and create issues that take time to sort out and could delay in you completing the online modules on time.



First name:	<input type="text"/>
Family name:	<input type="text"/>
Gender:	<input type="text"/>
Date of birth	<input type="text"/> Day <input type="text"/> Month <input type="text"/> Year
Address 1:	<input type="text"/>
Address 2:	<input type="text"/>
City:	<input type="text"/>
Province:	<input type="text"/>
Postal Code:	<input type="text"/>
Phone (Day):	<input type="text"/> <input type="text"/> <input type="text"/> Ext. <input type="text"/>
Phone (Evening):	<input type="text"/> <input type="text"/> <input type="text"/> Ext. <input type="text"/>
Phone (Cell):	<input type="text"/> <input type="text"/> <input type="text"/>
Primary Email:	<input type="text"/>
Re-enter Primary Email:	<input type="text"/>
Alternate Email:	<input type="text"/>
Re-enter Alternate Email:	<input type="text"/>
Password:	<input type="text"/>
Retype password:	<input type="text"/>
<input type="button" value="Next"/>	




User Name: **Sid Compston**
 User Type: **Referee & Assessor & Instructor**
 Organization: **Rockies**
 Grade: **5**

[Log Out](#)

Games	Preferences	My Account	Instructor	Assessments	Fitness	Registration	Tests
Home Details My Status Certificates Register Now Refresher Courses Upgrade Courses Candidates Program Development Course My CRC Status Referee Waiver Futsal Courses		MY STATUS <div> <div>Name</div> <div>Sid Compston</div> </div> <div> <div>Gender</div> <div>Male</div> </div> <div> <div>DOB</div> <div>Jul 14, 1965</div> </div> <div> <div>Classification</div> <div>District</div> </div> <div> <div>BC #</div> <div>8167</div> </div> <div> <div>Your status</div> <div>Active</div> </div> <div> <div>Registration Date</div> <div>Your registration expires on Mar 31, 2026</div> </div> <div> <div>After this date if you have not registered your status will become Inactive. An inactive referee is not permitted to officiate</div> <div>An inactive referee can not receive new game offers on Ref Centre</div> <div>Click on Register now to renew your registration</div> </div>					

©2025, E2E Soccer
 [privacy](#)

You will then come to your profile (I have used mine for illustrative purposes). From here you will find the button for the SmartUModules. The 9 Modules must be completed 5 days before the class session, if not you cannot attend the class session and this is not negotiable, but a mandatory requirement.



Entry Level Course SmarterU Tutorial

- 1 Once you have completed registration for the course, click "**Begin Modules**".

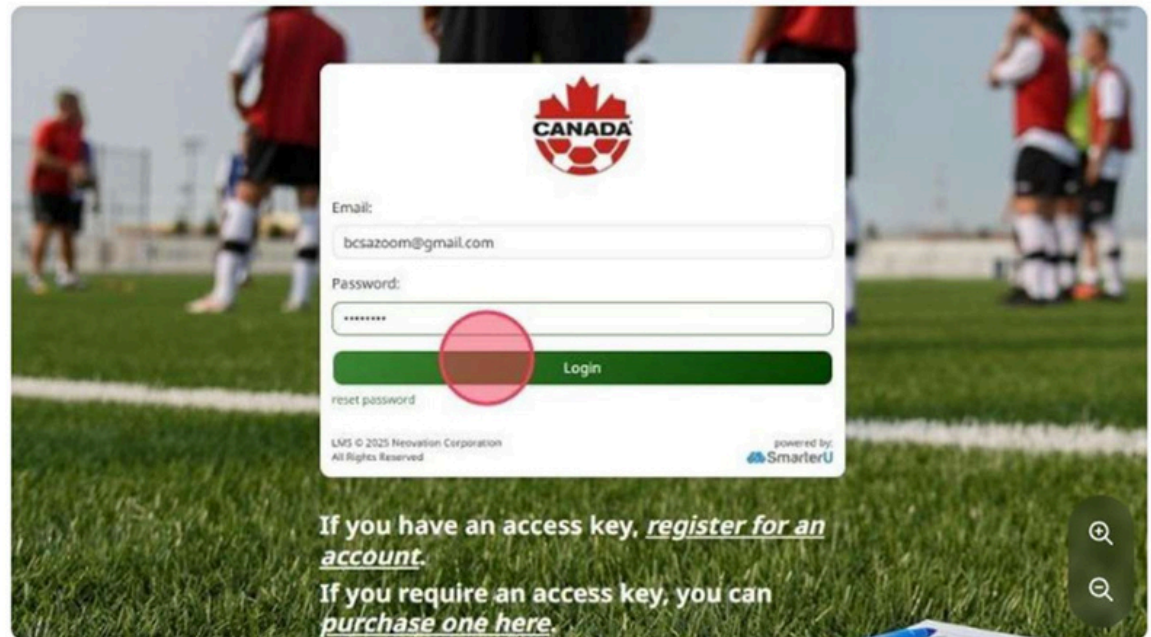
The screenshot displays the 'EFC Ref Centre Course Management' interface. At the top, a red header bar shows the user's name, type (Student), and organization (BC Soccer), along with a 'Log Out' link. Below this, a navigation bar includes 'My Account', 'Documentation', and 'Course Management'. The 'SmarterU' section is highlighted, indicating the user is required to complete the theory course. A progress bar shows the stages: Registration, Payment, SmarterU (current), Practical Session, and Graduate. A message states 'You are registered for this course'. The 'Your course details are as follows' section lists fields for Host, Course #, Course type, Instructor, and Email. The 'Your course schedule' section shows 'Session 1'. The 'Practical Session' section lists fields for Location, Address, City, and Postal Code. The 'SmarterU Online Modules' section provides key information: Availability (Upon Registration & Approval), Access (Complete the following steps: Review the SmarterU tutorial Click Here, Begin Modules), Support Materials (Refer to the IFAB Laws Of The Game Website), Format (9 modules, including videos, interactive components & quizzes (80% required to proceed to next module)), Duration (5-7hrs (progress saved across modules)), and Completion Deadline (48hrs prior to the Practical Session). A red 'Begin Modules' button is prominently displayed, and a note states 'Important: The 9 SmarterU Online Modules must be completed 48hrs prior to the Practical Session.'


This is what you should expect to see on your profile once accepted into the class after registration and payment have been accepted, allow at least 48 hours to clear before checking into your profile.

Follow the Tutorial that is on the previous slide. I have put this in so that you can put your login and password for your RefCenterprofile should be used here as well. As you will see in the tutorial when you do this on line it will ask you to verify your password, please verify it.

2

Enter your **Ref Centre Email & Password** and click "**Login**".





Email:

bcsazoom@gmail.com

Password:

Login

reset password

LMS © 2025 Innovation Corporation
All Rights Reserved

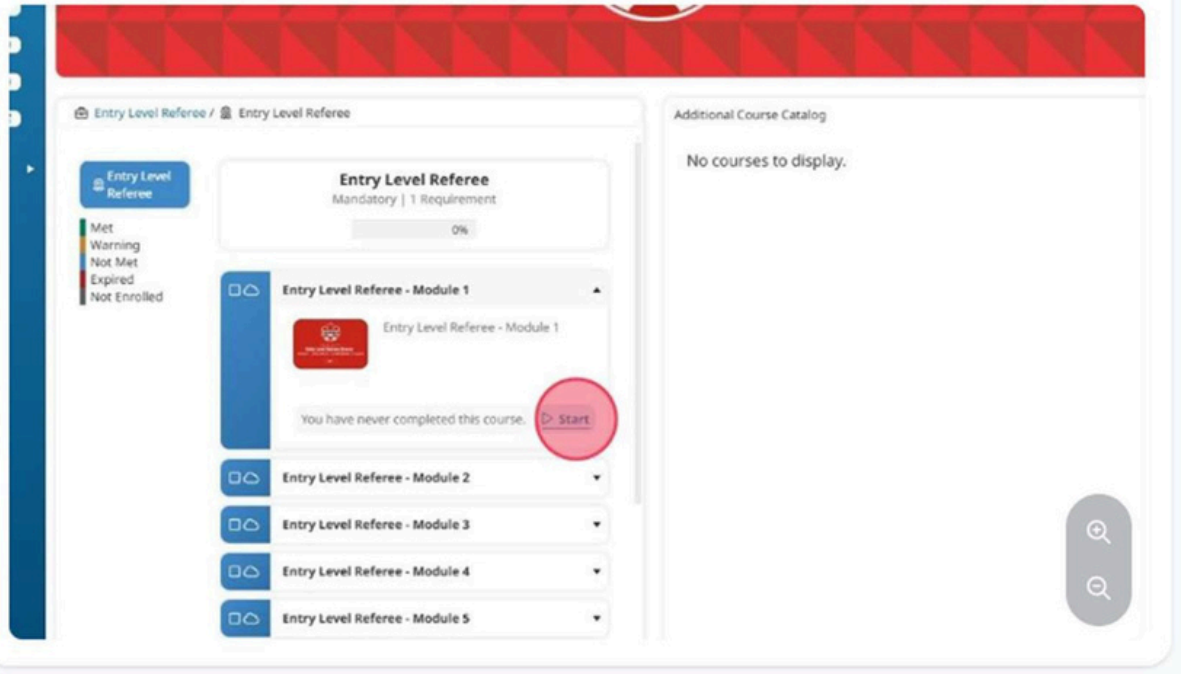
powered by
SmarterU

If you have an access key, [register for an account.](#)

If you require an access key, you can [purchase one here.](#)

4 Once logged in, navigate to **Module 1** & click "**Start**".

Please note, the start button may take up to 5 minutes to appear. If you do not see it, please logout and login again after 5 minutes.



Make sure you see this page and follow the instructions. If after 3 attempts things are not working correctly please email the Host Contact as they will see what the matter is.

Good Luck on completing Entry Level Referee course and begin a new adventure as a referee.

Astohowyourassociation or region schedules referees will vary. This will all be explained in your classroom sessions. Bring your questions, personalities and passion for the game to that class as it is a great opportunity to learn, share experiences and to see what it does take to become a referee.

See you out on the pitch with a whistle in one hand and maybe a Yellow or Red Card in the other.